



# Roof Report

Prepared by Roofr

7192 West Trails Drive, Glendale, AZ 85308

3666 sqft

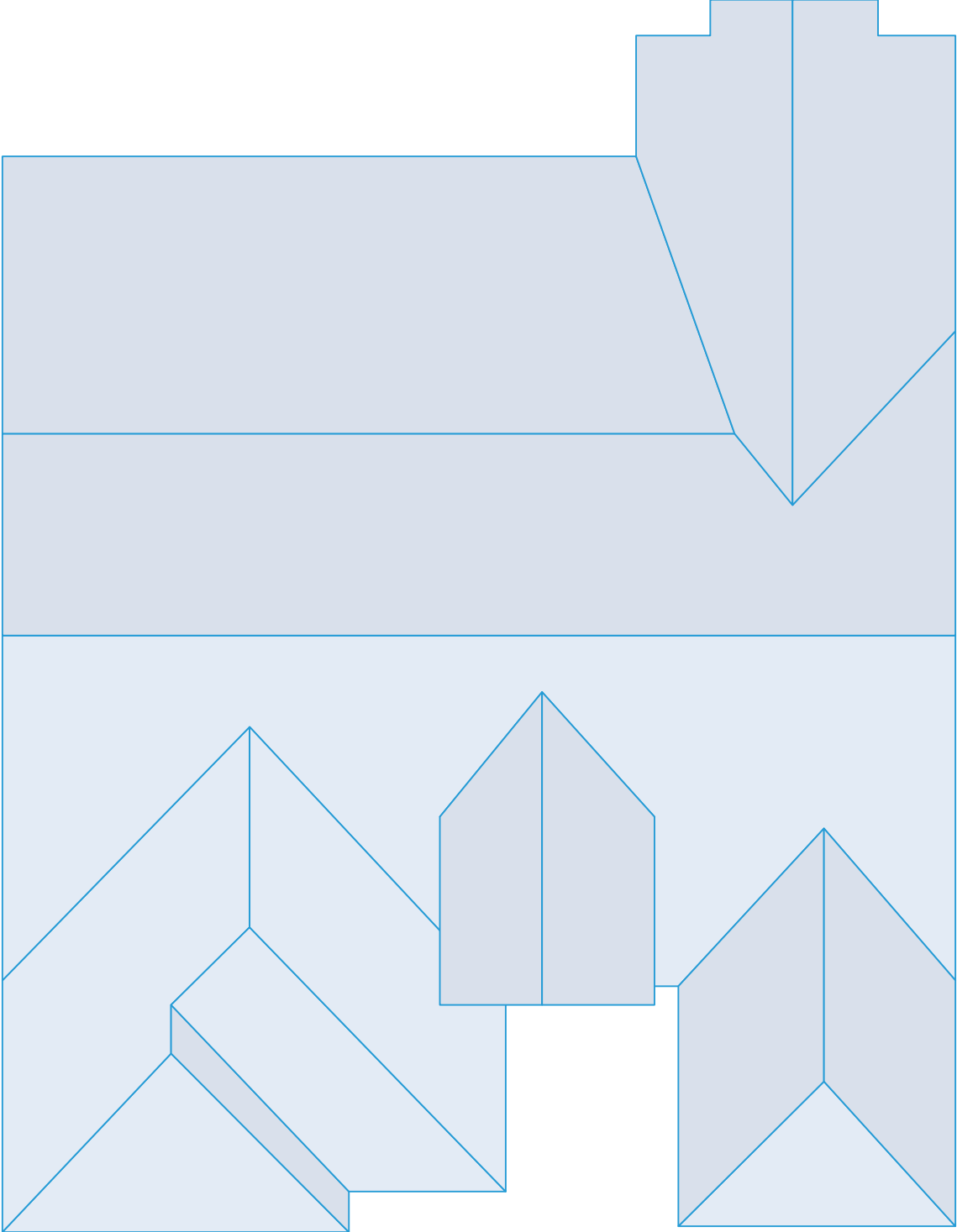
15 facets

Predominant pitch 4/12



# Diagram

7192 West Trails Drive, Glendale, AZ 85308





# Area measurement report

7192 West Trails Drive, Glendale, AZ 85308

Total roof area: 3666 sqft

Pitched roof area: 3666 sqft

Flat roof area: 0 sqft

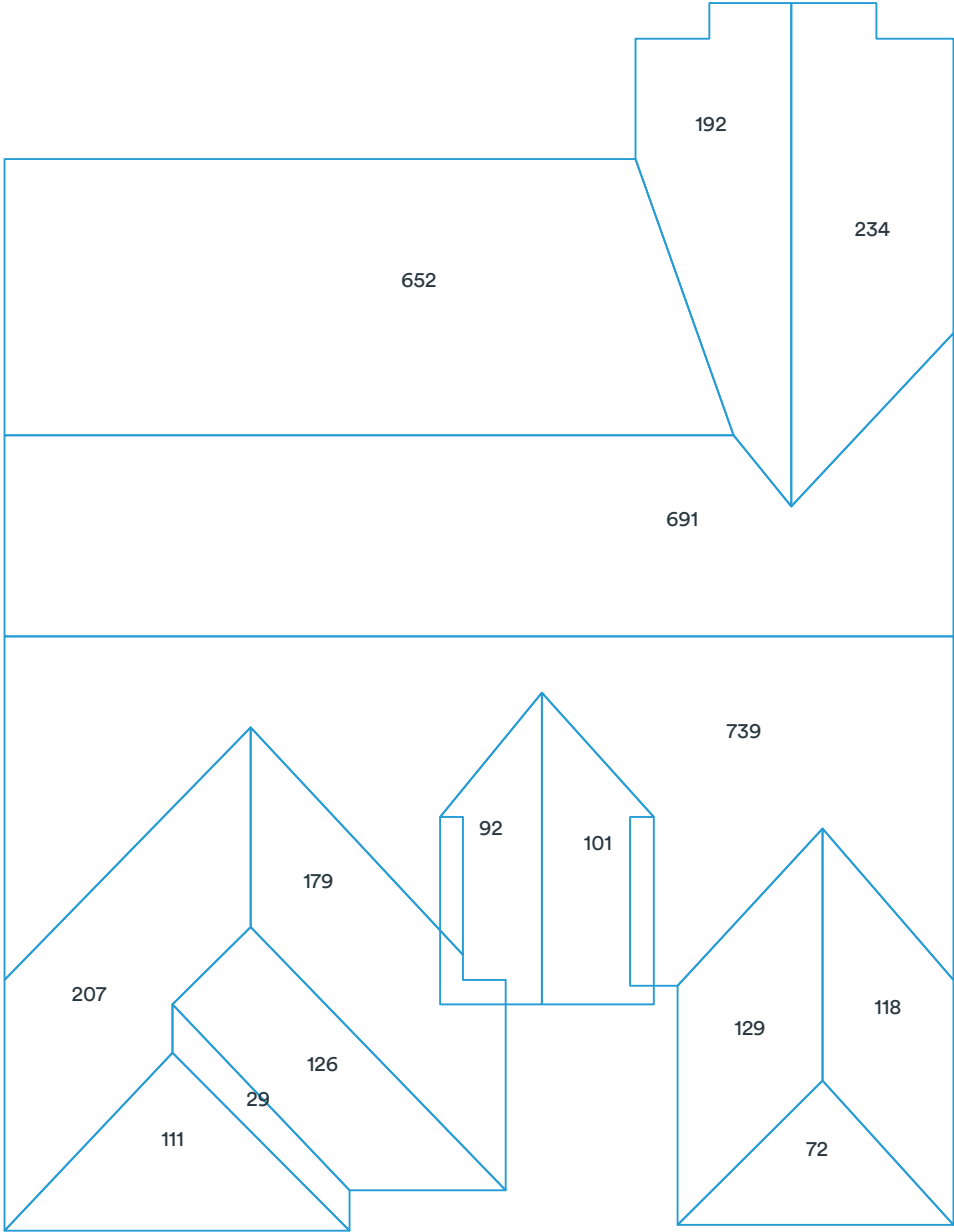
Two story area: 0 sqft

Two layer area: 0 sqft

Predominant pitch: 4/12

Predominant pitch area: 3014 sqft

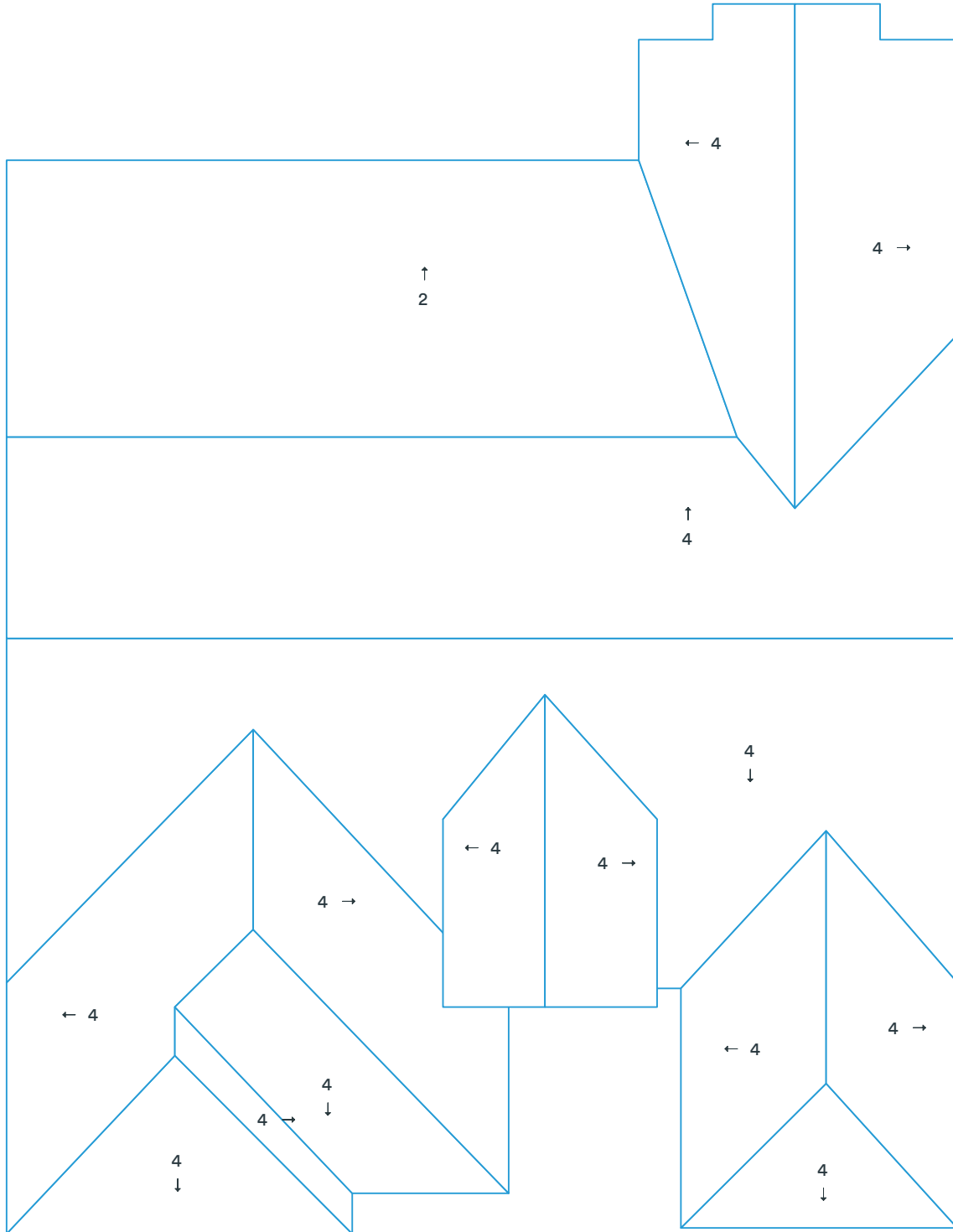
Unspecified pitch area: 0 sqft



Area measurements in diagram are rounded. The totals at the top of the page are the sums of the exact measurements, which are then rounded. Deleted facets (skylights, chimneys, etc.) are designated with a dashed line and are excluded from the calculations.

# Pitch & direction measurement report

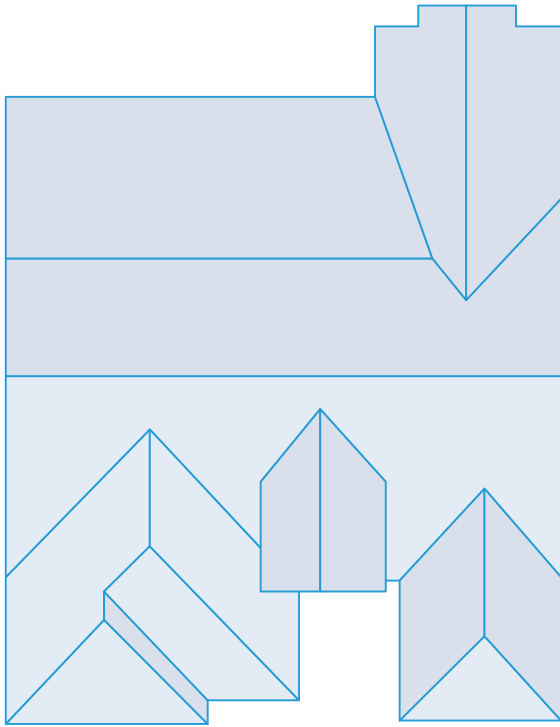
7192 West Trails Drive, Glendale, AZ 85308



Deleted facets are designated with a dashed line and do not have a pitch.

# Report summary

7192 West Trails Drive, Glendale, AZ 85308



## Measurements

Total roof area	3666 sqft
Total pitched area	3666 sqft
Total flat area	0 sqft
Total roof facets	15 facets
Predominant pitch	4/12
Total eaves	192ft 11in
Total valleys	137ft 2in
Total hips	82ft 5in
Total ridges	132ft 4in
Total rakes	122ft 6in
Total wall flashing	4ft 2in
Total step flashing	21ft 6in
Total transitions	42ft 7in
Total parapet wall	0ft 0in
Total unspecified	19ft 2in
Hips + ridges	214ft 8in
Eaves + rakes	315ft 5in

Pitch	2/12	4/12
Area (sqft)	652	3,014
Squares	6.6	30.2

## Recommended

Waste %	0%	10%	12%	14%	15%	17%	20%
Area (sqft)	3,666	4,033	4,106	4,179	4,216	4,289	4,399
Squares	36.7	40.4	41.1	41.8	42.2	42.9	44.0

Recommended waste is based on an asphalt shingle roof with a closed valley system (if applicable). Several other factors are involved in determining which waste percentage to use, including the complexity of the roof and individual roof application style. You will also need to calculate the post-waste quantity of other materials needed (hip and ridge caps, starter shingle, etc.).  
 This report was prepared by Roofr. Copyright © 2024 Roofr.com | All rights reserved.

# Material calculations

7192 West Trails Drive, Glendale, AZ 85308

Product	Unit	Waste (0%)	Waste (10%)	Waste (14%)	Waste (15%)
Shingle (total sqft)		3,666 sqft	4,033 sqft	4,179 sqft	4,216 sqft
IKO - Cambridge	bundle	111	122	126	127
CertainTeed - Landmark	bundle	112	123	128	129
GAF - Timberline	bundle	112	123	128	129
Owens Corning - Duration	bundle	112	123	128	129
Atlas - Pristine	bundle	112	123	127	128
Starter (eaves + rakes)		316 ft	347 ft	360 ft	363 ft
IKO - Leading Edge Plus	bundle	3	3	4	4
CertainTeed - SwiftStart	bundle	3	3	4	4
GAF - Pro-Start	bundle	3	3	3	4
Owens Corning - Starter Strip	bundle	4	4	4	4
Atlas - Pro-Cut	bundle	3	3	3	3
Ice and Water (eaves + valleys + flashings)		356 ft	392 ft	406 ft	410 ft
IKO - StormShield	roll	6	7	7	7
CertainTeed - WinterGuard	roll	6	7	7	7
GAF - WeatherWatch	roll	6	6	7	7
Owens Corning - WeatherLock	roll	5	6	6	6
Atlas - Weathermaster	roll	6	7	7	7
Synthetic (total sqft; no laps)		3,666 sqft	4,033 sqft	4,179 sqft	4,216 sqft
IKO - Stormtite	roll	4	5	5	5
CertainTeed - RoofRunner	roll	4	5	5	5
GAF - Deck-Armor	roll	4	5	5	5
Owens Corning - RhinoRoof	roll	4	5	5	5
Atlas - Summit	roll	4	5	5	5
Capping (hips + ridges)		215 ft	237 ft	245 ft	247 ft
IKO - Hip and Ridge	bundle	6	6	7	7
CertainTeed - Shadow Ridge	bundle	8	8	9	9
GAF - Seal-A-Ridge	bundle	9	10	10	10
Owens Corning - DecoRidge	bundle	11	12	13	13
Atlas - Pro-Cut H&R	bundle	7	8	8	8
Other					
8' Valley (no laps)	sheet	18	19	20	20
10' Drip Edge (eaves + rakes; no laps)	sheet	32	35	36	37

These calculations are estimates and are not guaranteed. Always double check calculations before ordering materials. Estimates are based off of the total pitched area (i.e., flat area is excluded).