

Roof Report

Prepared by Roofr

1658 East Kenwood Street, Mesa, AZ 85203

3806 sqft

12 facets

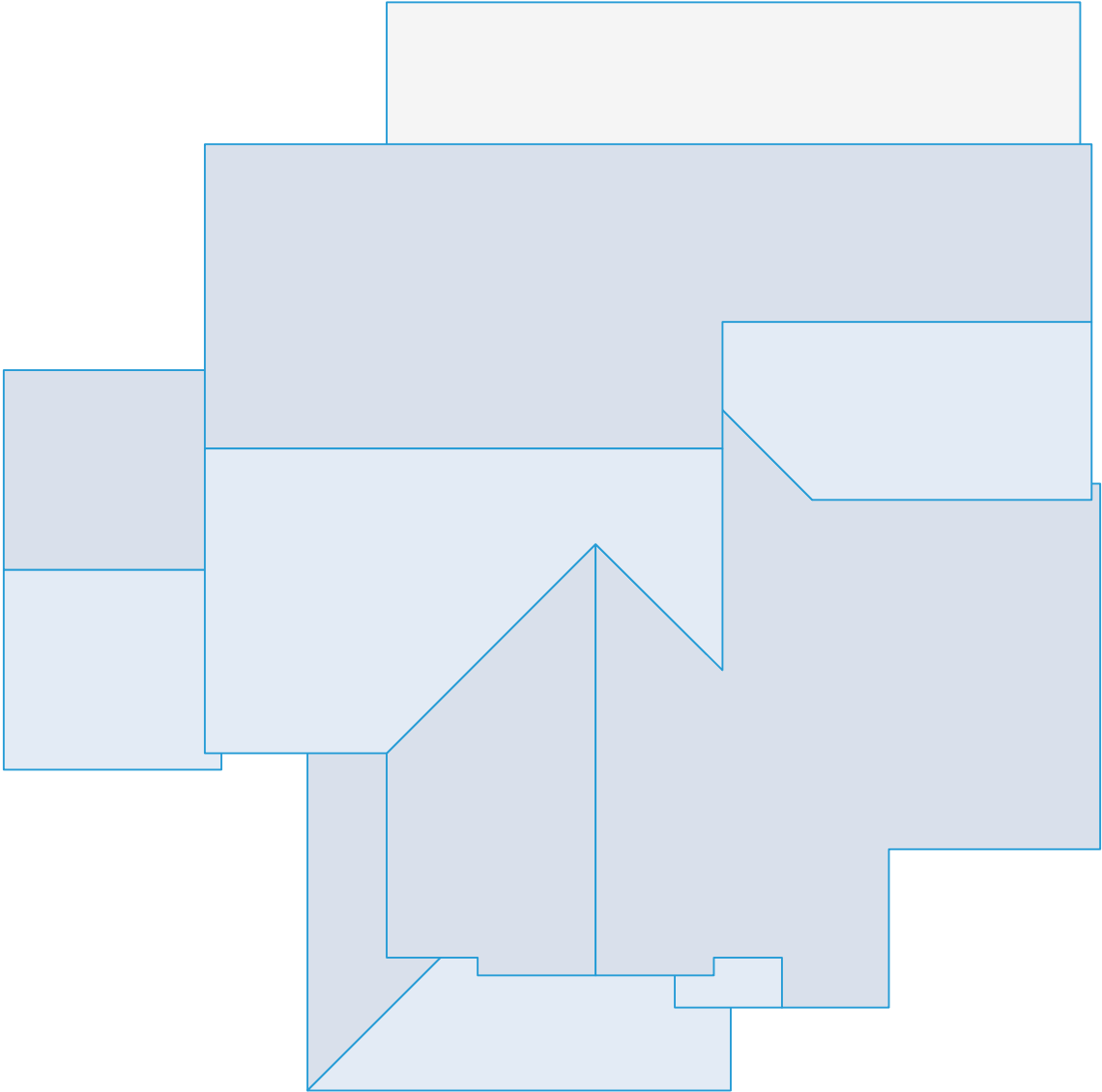
Predominant pitch 4/12



Nearmap Jan 30, 2024

Diagram

1658 East Kenwood Street, Mesa, AZ 85203



Area measurement report

1658 East Kenwood Street, Mesa, AZ 85203

Total roof area: 3806 sqft

Pitched roof area: 3395 sqft

Flat roof area: 411 sqft

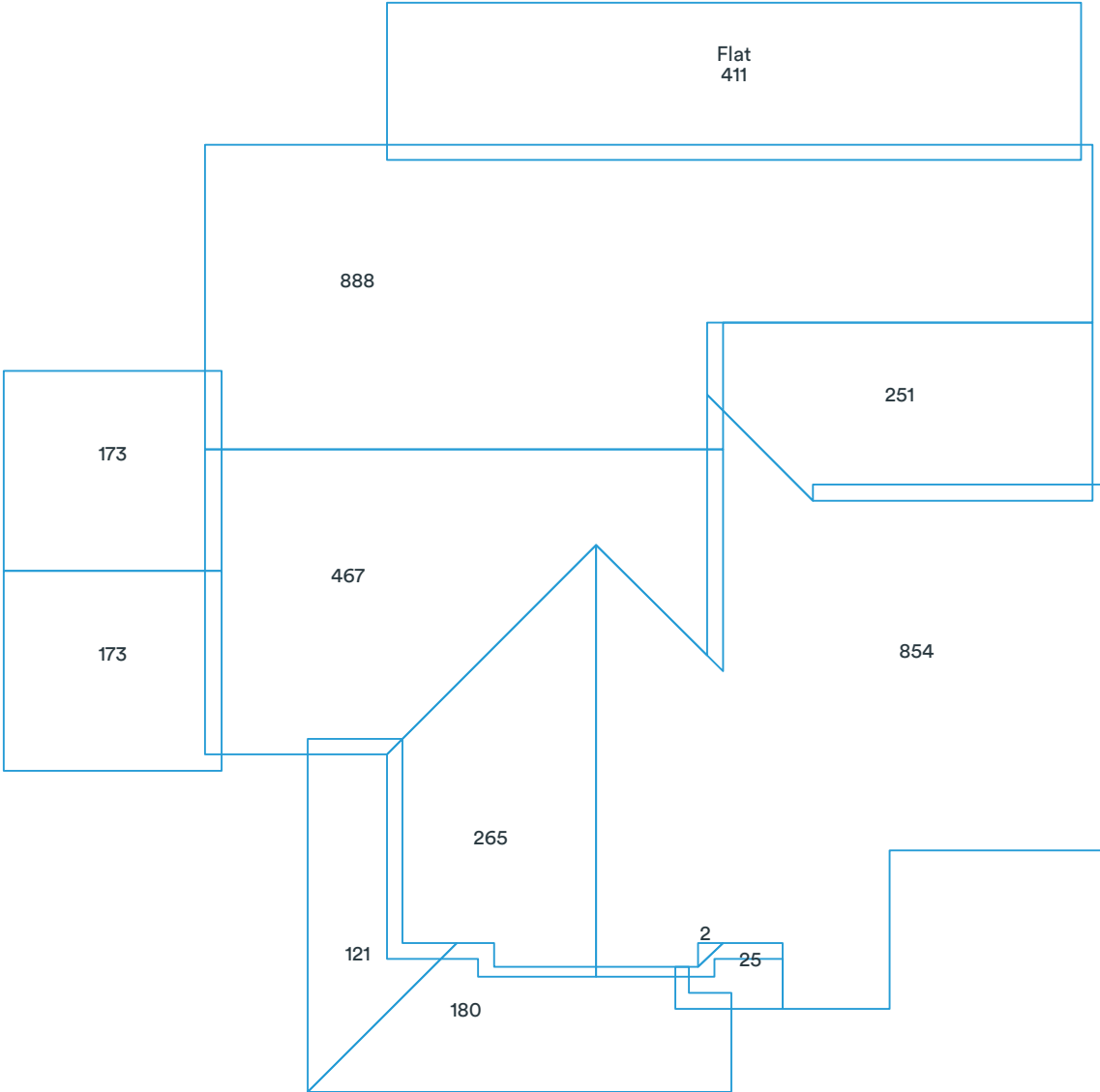
Two story area: 0 sqft

Two layer area: 0 sqft

Predominant pitch: 4/12

Predominant pitch area: 3395 sqft

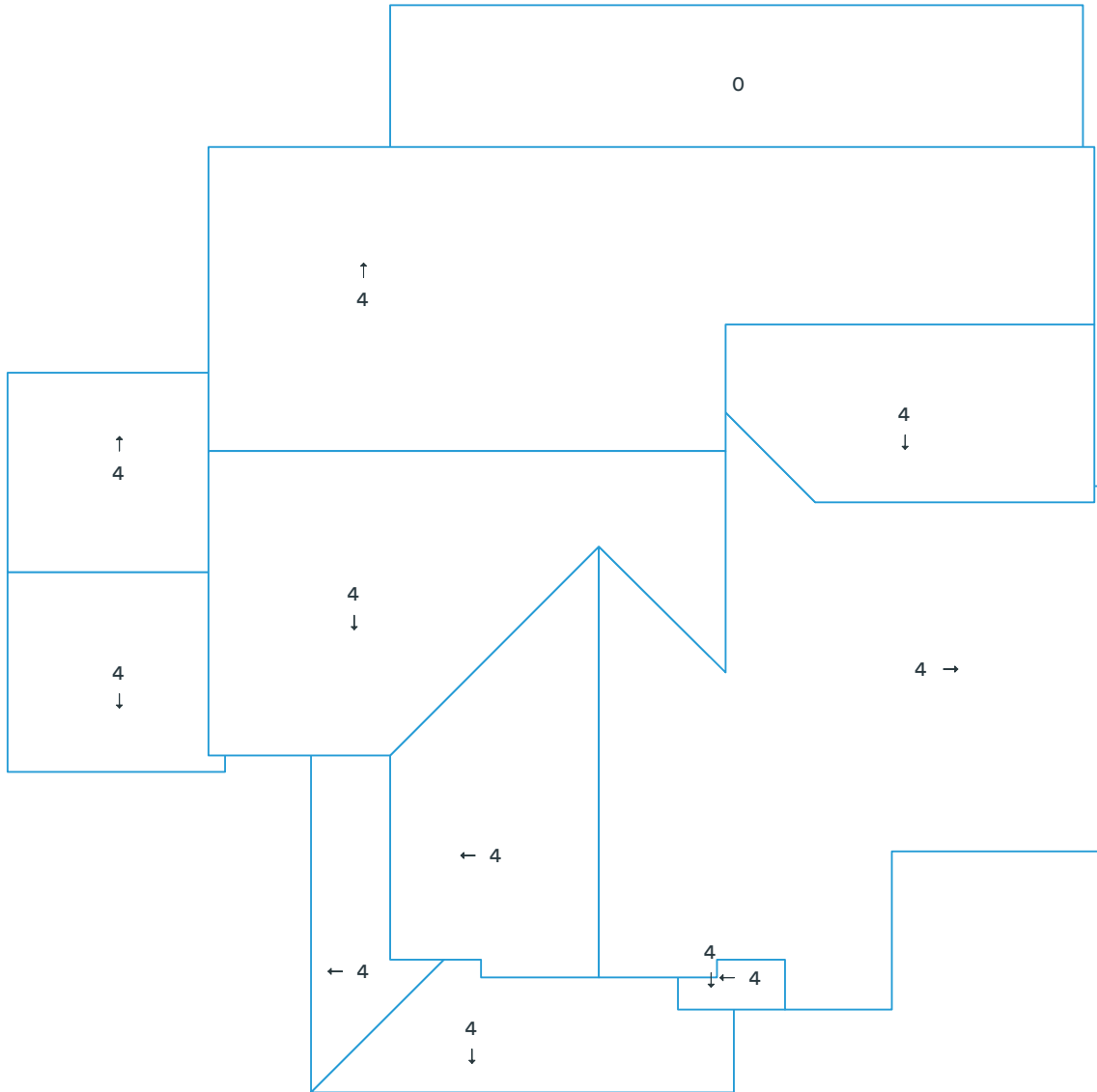
Unspecified pitch area: 0 sqft



Area measurements in diagram are rounded. The totals at the top of the page are the sums of the exact measurements, which are then rounded. Deleted facets (skylights, chimneys, etc.) are designated with a dashed line and are excluded from the calculations.

Pitch & direction measurement report

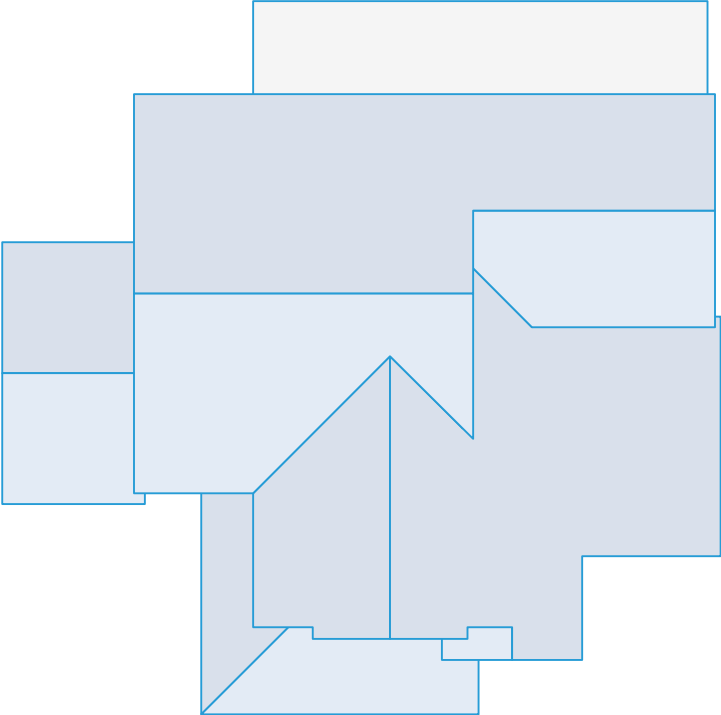
1658 East Kenwood Street, Mesa, AZ 85203



Deleted facets are designated with a dashed line and do not have a pitch.

Report summary

1658 East Kenwood Street, Mesa, AZ 85203



Measurements

Total roof area	3806 sqft
Total pitched area	3395 sqft
Total flat area	411 sqft
Total roof facets	12 facets
Predominant pitch	4/12
Total eaves	268ft 3in
Total valleys	41ft 6in
Total hips	13ft 3in
Total ridges	97ft 10in
Total rakes	173ft 11in
Total wall flashing	91ft 10in
Total step flashing	65ft 2in
Total transitions	0ft 0in
Total parapet wall	0ft 0in
Total unspecified	62ft 7in
Hips + ridges	111ft 1in
Eaves + rakes	442ft 2in

Pitch	0/12	4/12
-------	------	------

Area (sqft)	411	3,395
Squares	4.2	34.0

Recommended

Waste %	0%	10%	12%	15%	17%	20%	22%
Area (sqft)	3,806	4,187	4,263	4,377	4,453	4,567	4,643
Squares	38.1	41.9	42.7	43.8	44.6	45.7	46.5

Recommended waste is based on an asphalt shingle roof with a closed valley system (if applicable). Several other factors are involved in determining which waste percentage to use, including the complexity of the roof and individual roof application style. You will also need to calculate the post-waste quantity of other materials needed (hip and ridge caps, starter shingle, etc.).
 This report was prepared by Roofr. Copyright © 2024 Roofr.com | All rights reserved.

Material calculations

1658 East Kenwood Street, Mesa, AZ 85203

Product	Unit	Waste (0%)	Waste (10%)	Waste (15%)	Waste (20%)
Shingle (total sqft)		3,395 sqft	3,735 sqft	3,904 sqft	4,074 sqft
IKO - Cambridge	bundle	102	113	118	123
CertainTeed - Landmark	bundle	104	114	120	125
GAF - Timberline	bundle	104	114	120	125
Owens Corning - Duration	bundle	104	114	120	125
Atlas - Pristine	bundle	103	114	119	124
Starter (eaves + rakes)		443 ft	487 ft	509 ft	531 ft
IKO - Leading Edge Plus	bundle	4	5	5	5
CertainTeed - SwiftStart	bundle	4	5	5	5
GAF - Pro-Start	bundle	4	5	5	5
Owens Corning - Starter Strip	bundle	5	5	5	6
Atlas - Pro-Cut	bundle	4	4	4	4
Ice and Water (eaves + valleys + flashings)		467 ft	514 ft	537 ft	561 ft
IKO - StormShield	roll	8	8	9	9
CertainTeed - WinterGuard	roll	8	8	9	9
GAF - WeatherWatch	roll	7	8	9	9
Owens Corning - WeatherLock	roll	7	7	8	8
Atlas - Weathermaster	roll	8	8	9	9
Synthetic (total sqft; no laps)		3,395 sqft	3,735 sqft	3,904 sqft	4,074 sqft
IKO - Stormtite	roll	4	4	4	5
CertainTeed - RoofRunner	roll	4	4	4	5
GAF - Deck-Armor	roll	4	4	4	5
Owens Corning - RhinoRoof	roll	4	4	4	5
Atlas - Summit	roll	4	4	4	5
Capping (hips + ridges)		112 ft	123 ft	128 ft	134 ft
IKO - Hip and Ridge	bundle	3	4	4	4
CertainTeed - Shadow Ridge	bundle	4	5	5	5
GAF - Seal-A-Ridge	bundle	5	5	6	6
Owens Corning - DecoRidge	bundle	6	7	7	7
Atlas - Pro-Cut H&R	bundle	4	4	5	5
Other					
8' Valley (no laps)	sheet	6	6	6	7
10' Drip Edge (eaves + rakes; no laps)	sheet	45	49	51	54

These calculations are estimates and are not guaranteed. Always double check calculations before ordering materials. Estimates are based off of the total pitched area (i.e., flat area is excluded).