

Roof Report


Prepared by Roofr

8816 West Palmaire Avenue, Glendale, AZ 85305

3634 sqft

14 facets


Predominant pitch 4/12



Nearmap Jan 30, 2025











Diagram

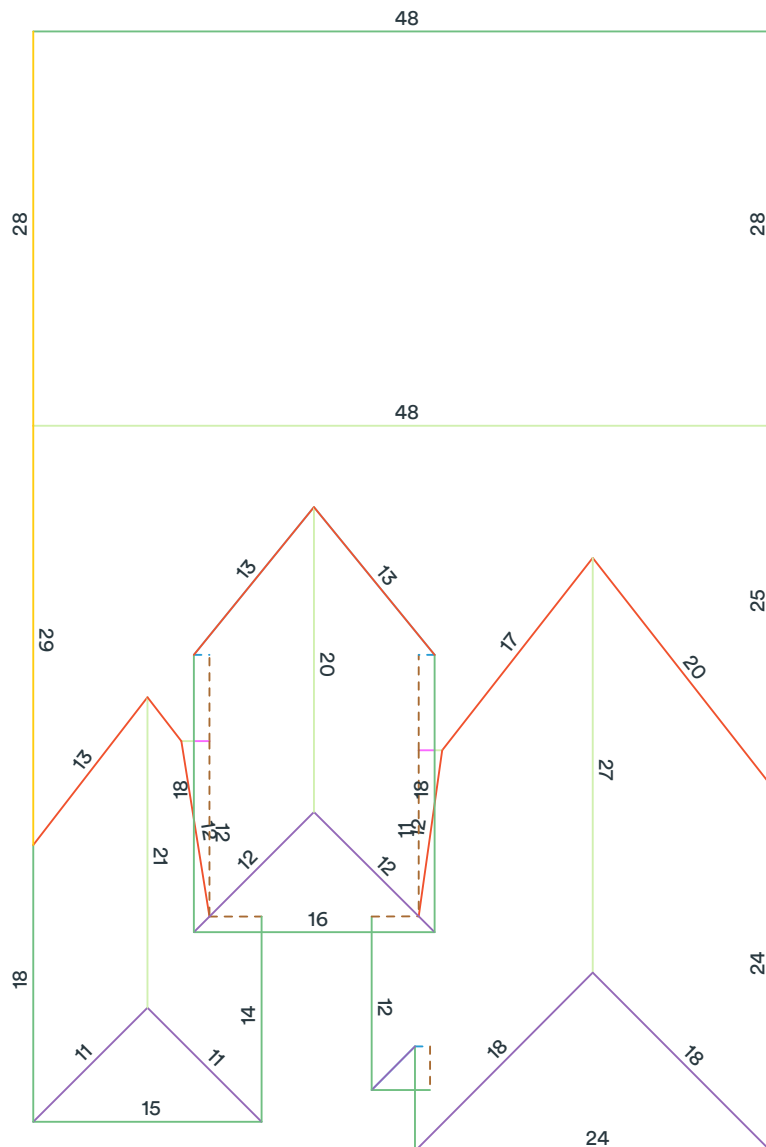
8816 West Palmaire Avenue, Glendale, AZ 85305



Length measurement report

8816 West Palmyra Avenue, Glendale, AZ 85305

- | | | |
|--|--|--|
|  Eaves: 214ft 10in |  Valleys: 100ft 7in |  Hips: 83ft 4in |
|  Ridges: 116ft 4in |  Rakes: 107ft 6in |  Wall flashing: 3ft 0in |
|  Step flashing: 45ft 1in |  Transitions: 2ft 1in |  Parapet wall: 0ft 0in |
|  Unspecified: 28ft 10in | | |



Measurements in diagram are rounded up for display. Some edge lengths may be hidden from diagram to avoid overcrowding.

Area measurement report

8816 West Palmaire Avenue, Glendale, AZ 85305

Total roof area: 3634 sqft

Pitched roof area: 3634 sqft

Flat roof area: 0 sqft

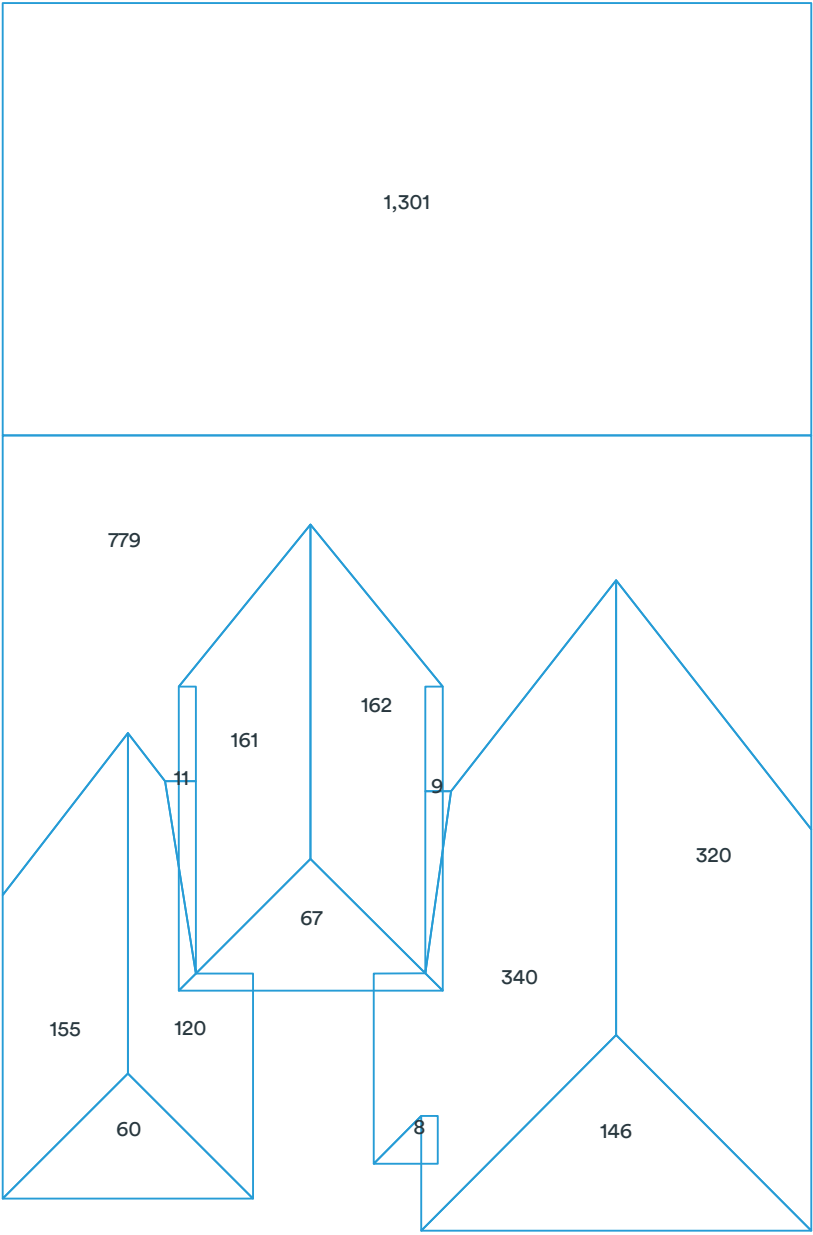
Two story area: 0 sqft

Two layer area: 0 sqft

Predominant pitch: 4/12

Predominant pitch area: 2080 sqft

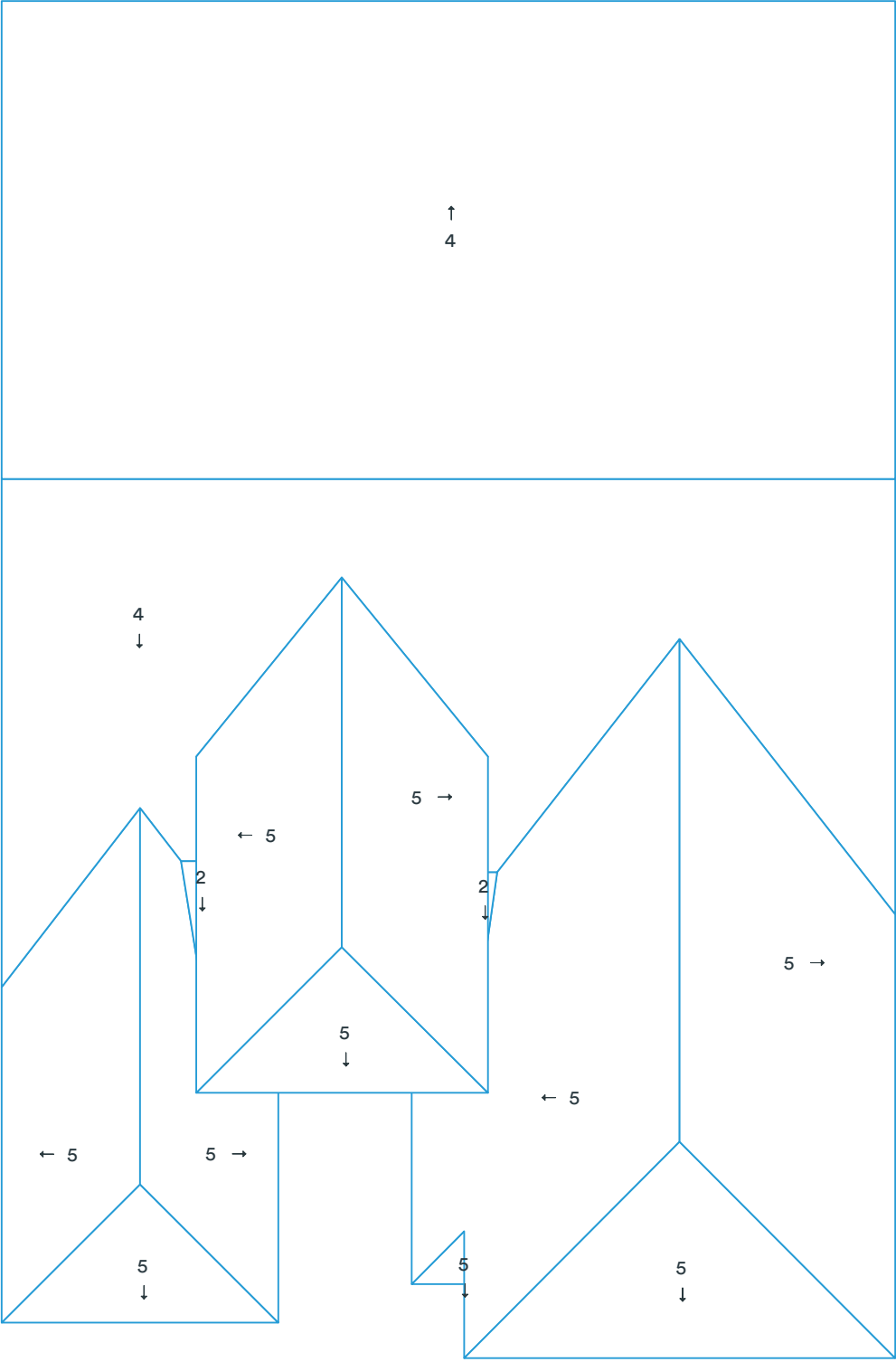
Unspecified pitch area: 0 sqft



Area measurements in diagram are rounded. The totals at the top of the page are the sums of the exact measurements, which are then rounded. Deleted facets (skylights, chimneys, etc.) are designated with a dashed line and are excluded from the calculations.

Pitch & direction measurement report


8816 West Palmaire Avenue, Glendale, AZ 85305



Deleted facets are designated with a dashed line and do not have a pitch.

Report summary

8816 West Palmaire Avenue, Glendale, AZ 85305



Measurements

Total roof area	3634 sqft
Total pitched area	3634 sqft
Total flat area	0 sqft
Total roof facets	14 facets
Predominant pitch	4/12
Total eaves	214ft 10in
Total valleys	100ft 7in
Total hips	83ft 4in
Total ridges	116ft 4in
Total rakes	107ft 6in
Total wall flashing	3ft 0in
Total step flashing	45ft 1in
Total transitions	2ft 1in
Total parapet wall	0ft 0in
Total unspecified	28ft 10in
Hips + ridges	199ft 8in
Eaves + rakes	322ft 4in

Pitch	2/12	4/12	5/12
Area (sqft)	20	2,080	1,535
Squares	0.2	20.8	15.4

Recommended

Waste %	0%	10%	12%	15%	17%	20%	22%
Area (sqft)	3,634	3,998	4,070	4,179	4,252	4,361	4,434
Squares	36.4	40.0	40.7	41.8	42.6	43.7	44.4

Material calculations

8816 West Palmar Avenue, Glendale, AZ 85305

Product	Unit	Waste (0%)	Waste (10%)	Waste (12%)	Waste (15%)
Shingle (total sqft)		3,634 sqft	3,998 sqft	4,070 sqft	4,179 sqft
IKO - Cambridge	bundle	110	121	123	126
CertainTeed - Landmark	bundle	111	122	125	128
GAF - Timberline	bundle	111	122	125	128
Owens Corning - Duration	bundle	111	122	125	128
Atlas - Pristine	bundle	111	122	124	127
Starter (eaves + rakes)		323 ft	355 ft	362 ft	371 ft
IKO - Leading Edge Plus	bundle	3	4	4	4
CertainTeed - SwiftStart	bundle	3	4	4	4
GAF - Pro-Start	bundle	3	3	4	4
Owens Corning - Starter Strip	bundle	4	4	4	4
Atlas - Pro-Cut	bundle	3	3	3	3
Ice and Water (eaves + valleys + flashings)		364 ft	400 ft	408 ft	419 ft
IKO - StormShield	roll	6	7	7	7
CertainTeed - WinterGuard	roll	6	7	7	7
GAF - WeatherWatch	roll	6	6	7	7
Owens Corning - WeatherLock	roll	5	6	6	6
Atlas - Weathermaster	roll	6	7	7	7
Synthetic (total sqft; no laps)		3,634 sqft	3,998 sqft	4,070 sqft	4,179 sqft
IKO - Stormtite	roll	4	4	5	5
CertainTeed - RoofRunner	roll	4	4	5	5
GAF - Deck-Armor	roll	4	4	5	5
Owens Corning - RhinoRoof	roll	4	4	5	5
Atlas - Summit	roll	4	4	5	5
Capping (hips + ridges)		200 ft	220 ft	224 ft	230 ft
IKO - Hip and Ridge	bundle	6	6	6	6
CertainTeed - Shadow Ridge	bundle	7	8	8	8
GAF - Seal-A-Ridge	bundle	8	9	9	10
Owens Corning - DecoRidge	bundle	10	11	12	12
Atlas - Pro-Cut H&R	bundle	7	8	8	8
Other					
8' Valley (no laps)	sheet	13	14	15	15
10' Drip Edge (eaves + rakes; no laps)	sheet	33	36	37	38

These calculations are estimates and are not guaranteed. Always double check calculations before ordering materials. Estimates are based off of the total pitched area (i.e., flat area is excluded).