



Roof Report

Prepared by Roofr

211 South Mesa Drive, Mesa, AZ 85204

4976 sqft


4 facets

Predominant pitch 2/12



Diagram

211 South Mesa Drive, Mesa, AZ 85204



Length measurement report

211 South Mesa Drive, Mesa, AZ 85204

- Eaves: 313ft 6in
- Ridges: 157ft 6in
- Step flashing: 78ft 4in
- Unspecified: 0ft 11in
- Valleys: 0ft 0in
- Rakes: 101ft 5in
- Transitions: 0ft 0in
- Hips: 0ft 0in
- Wall flashing: 45ft 5in
- Parapet wall: 0ft 0in



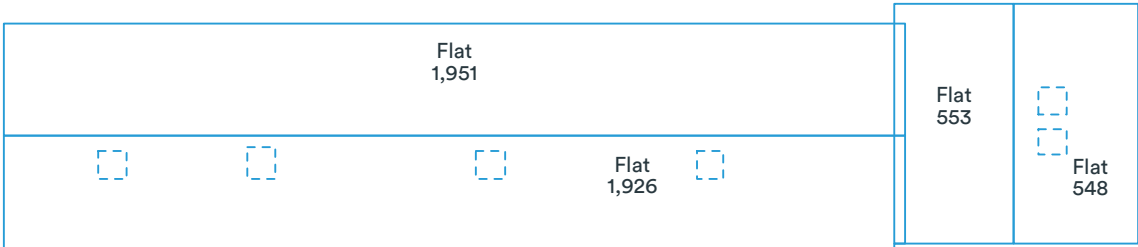
Measurements in diagram are rounded up for display. Some edge lengths may be hidden from diagram to avoid overcrowding.

Area measurement report

211 South Mesa Drive, Mesa, AZ 85204

Total roof area: 4976 sqft
Pitched roof area: 0 sqft
Flat roof area: 4976 sqft
Two story area: 0 sqft
Two layer area: 0 sqft

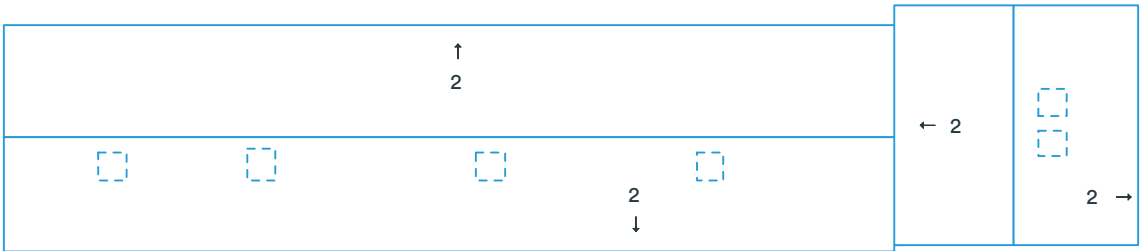
Predominant pitch: 2/12
Predominant pitch area: 4976 sqft
Unspecified pitch area: 0 sqft



Area measurements in diagram are rounded. The totals at the top of the page are the sums of the exact measurements, which are then rounded. Deleted facets (skylights, chimneys, etc.) are designated with a dashed line and are excluded from the calculations.

Pitch & direction measurement report

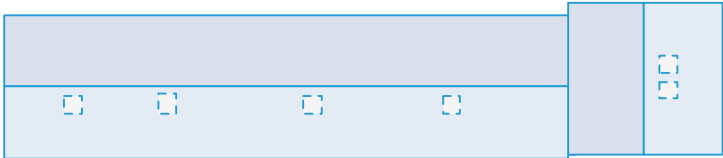
211 South Mesa Drive, Mesa, AZ 85204



Deleted facets are designated with a dashed line and do not have a pitch.

Report summary

211 South Mesa Drive, Mesa, AZ 85204



Measurements

Total roof area	4976 sqft
Total pitched area	0 sqft
Total flat area	4976 sqft
Total roof facets	4 facets
Predominant pitch	2/12
Total eaves	313ft 6in
Total valleys	0ft 0in
Total hips	0ft 0in
Total ridges	157ft 6in
Total rakes	101ft 5in
Total wall flashing	45ft 5in
Total step flashing	78ft 4in
Total transitions	0ft 0in
Total parapet wall	0ft 0in
Total unspecified	0ft 11in
Hips + ridges	157ft 6in
Eaves + rakes	414ft 10in

Pitch	2/12
-------	------

Area (sqft)	4,976
Squares	49.8

Recommended

Waste %	0%	5%	10%	12%	15%	17%	20%
Area (sqft)	4,976	5,225	5,474	5,574	5,723	5,822	5,972
Squares	49.8	52.3	54.8	55.8	57.3	58.3	59.8

Material calculations

211 South Mesa Drive, Mesa, AZ 85204

Product	Unit	Waste (0%)	Waste (5%)	Waste (10%)	Waste (15%)
Shingle (total sqft)					
IKO - Cambridge	bundle	0	0	0	0
CertainTeed - Landmark	bundle	0	0	0	0
GAF - Timberline	bundle	0	0	0	0
Owens Corning - Duration	bundle	0	0	0	0
Atlas - Pristine	bundle	0	0	0	0
Starter (eaves + rakes)		415 ft	436 ft	457 ft	478 ft
IKO - Leading Edge Plus	bundle	4	4	4	5
CertainTeed - SwiftStart	bundle	4	4	4	5
GAF - Pro-Start	bundle	4	4	4	4
Owens Corning - Starter Strip	bundle	4	5	5	5
Atlas - Pro-Cut	bundle	3	4	4	4
Ice and Water (eaves + valleys + flashings)		438 ft	460 ft	481 ft	503 ft
IKO - StormShield	roll	7	8	8	8
CertainTeed - WinterGuard	roll	7	8	8	8
GAF - WeatherWatch	roll	7	7	8	8
Owens Corning - WeatherLock	roll	6	7	7	7
Atlas - Weathermaster	roll	7	8	8	8
Synthetic (total sqft; no laps)					
IKO - Stormtite	roll	0	0	0	0
CertainTeed - RoofRunner	roll	0	0	0	0
GAF - Deck-Armor	roll	0	0	0	0
Owens Corning - RhinoRoof	roll	0	0	0	0
Atlas - Summit	roll	0	0	0	0
Capping (hips + ridges)		158 ft	166 ft	174 ft	182 ft
IKO - Hip and Ridge	bundle	4	5	5	5
CertainTeed - Shadow Ridge	bundle	6	6	6	7
GAF - Seal-A-Ridge	bundle	7	7	7	8
Owens Corning - DecoRidge	bundle	8	9	9	10
Atlas - Pro-Cut H&R	bundle	6	6	6	6
Other					
8' Valley (no laps)	sheet	0	0	0	0
10' Drip Edge (eaves + rakes; no laps)	sheet	42	44	46	48

These calculations are estimates and are not guaranteed. Always double check calculations before ordering materials. Estimates are based off of the total pitched area (i.e., flat area is excluded).