



Roof Report

Prepared by Roofr

836 East 5th Avenue, Mesa, AZ 85204

3614 sqft

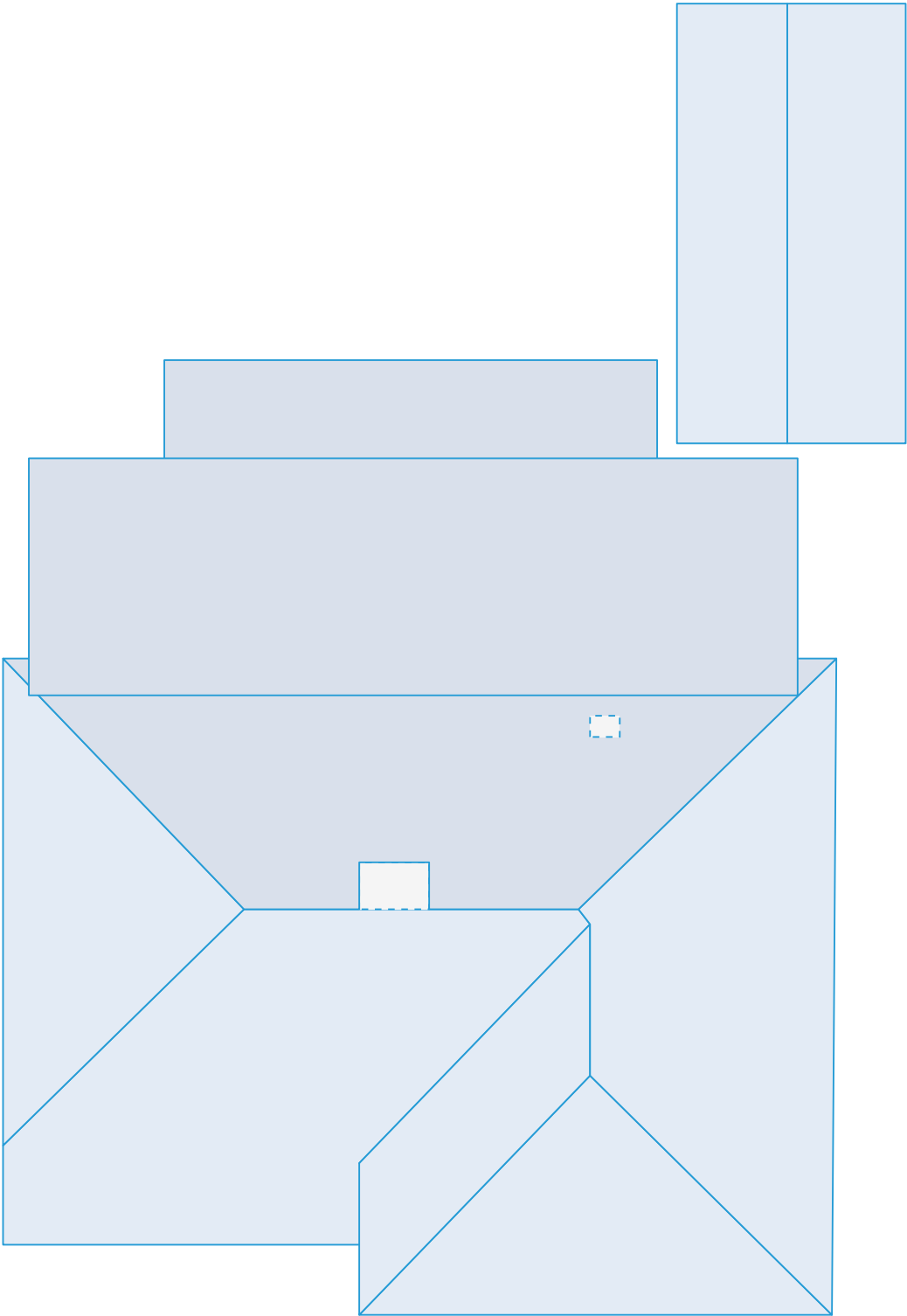
10 facets

Predominant pitch 4/12



Diagram

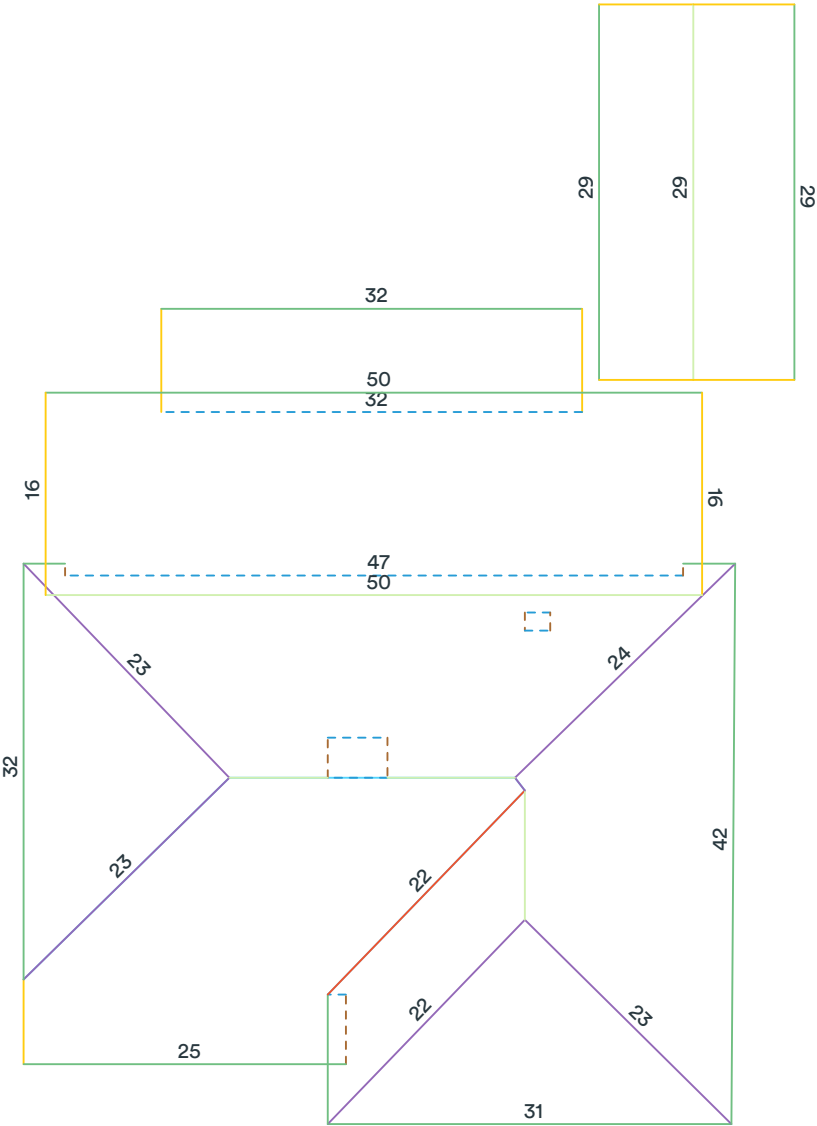
836 East 5th Avenue, Mesa, AZ 85204



Length measurement report

836 East 5th Avenue, Mesa, AZ 85204

- Eaves: 281ft 0in
- Ridges: 103ft 10in
- Step flashing: 16ft 5in
- Unspecified: 65ft 5in
- Valleys: 21ft 10in
- Rakes: 83ft 5in
- Transitions: 0ft 0in
- Hips: 114ft 1in
- Wall flashing: 91ft 11in
- Parapet wall: 0ft 0in



Measurements in diagram are rounded up for display. Some edge lengths may be hidden from diagram to avoid overcrowding.

Area measurement report

836 East 5th Avenue, Mesa, AZ 85204

Total roof area: 3614 sqft

Pitched roof area: 2623 sqft

Flat roof area: 992 sqft

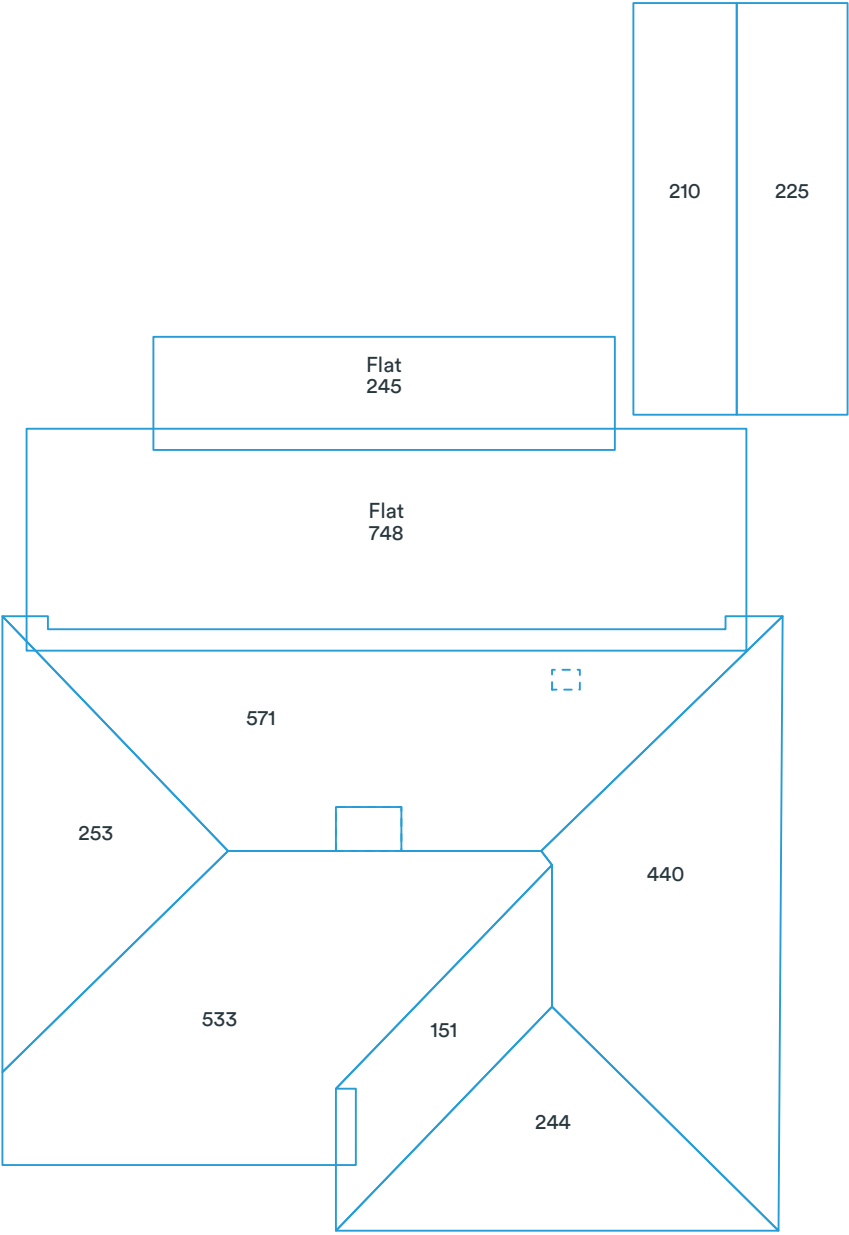
Two story area: 0 sqft

Two layer area: 0 sqft

Predominant pitch: 4/12

Predominant pitch area: 2623 sqft

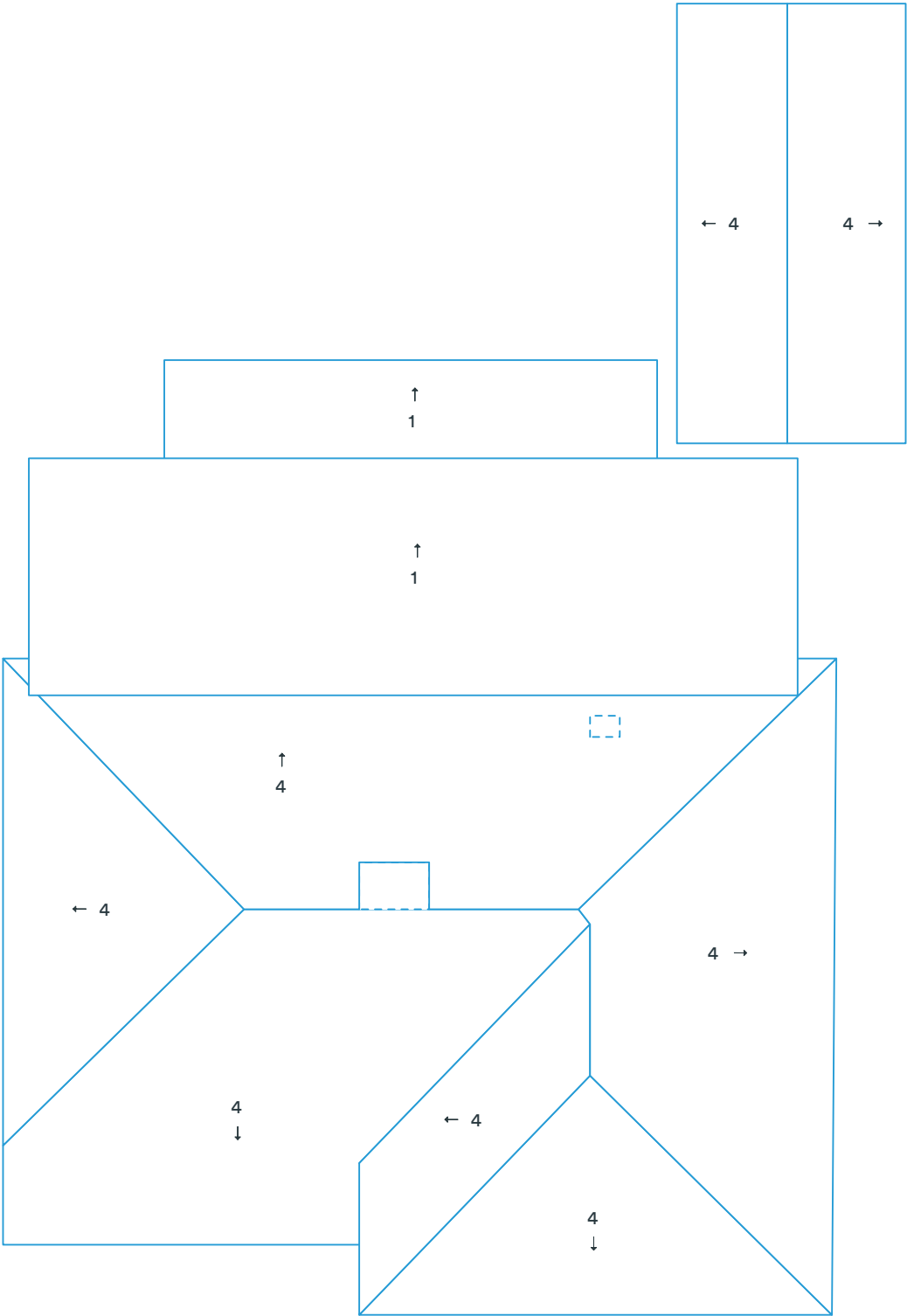
Unspecified pitch area: 0 sqft



Area measurements in diagram are rounded. The totals at the top of the page are the sums of the exact measurements, which are then rounded. Deleted facets (skylights, chimneys, etc.) are designated with a dashed line and are excluded from the calculations.

Pitch & direction measurement report


836 East 5th Avenue, Mesa, AZ 85204



Deleted facets are designated with a dashed line and do not have a pitch.

Structure #1 summary

836 East 5th Avenue, Mesa, AZ 85204



Measurements

Total roof area	433 sqft
Total pitched area	433 sqft
Total flat area	0 sqft
Total roof facets	2 facets
Predominant pitch	4/12
Total eaves	56ft 3in
Total valleys	0ft 0in
Total hips	0ft 0in
Total ridges	28ft 1in
Total rakes	30ft 10in
Total wall flashing	0ft 0in
Total step flashing	0ft 0in
Total transitions	0ft 0in
Total parapet wall	0ft 0in
Total unspecified	0ft 0in
Hips + ridges	28ft 1in
Eaves + rakes	87ft 1in

Pitch	4/12
-------	------

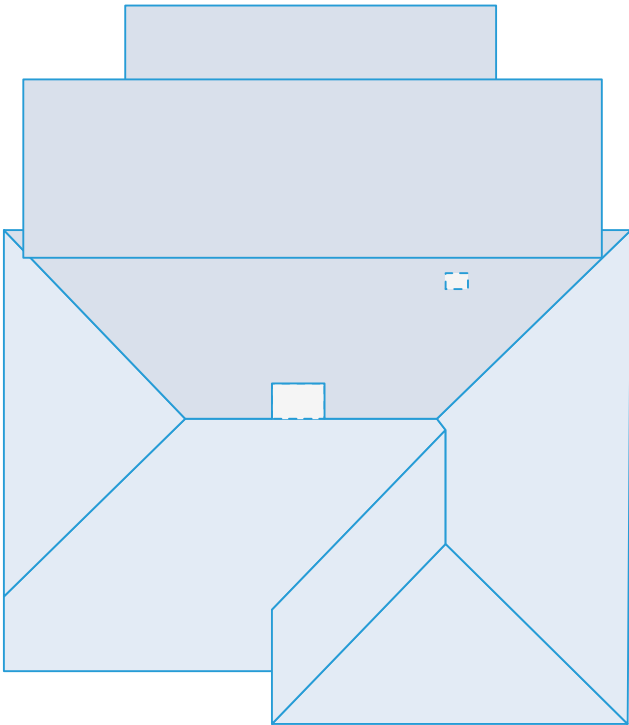
Area (sqft)	434
Squares	4.4

Recommended

Waste %	0%	9%	10%	12%	15%	17%	20%
Area (sqft)	434	473	477	486	499	507	520
Squares	4.4	4.8	4.8	4.9	5.0	5.1	5.2

Structure #2 summary

836 East 5th Avenue, Mesa, AZ 85204



Measurements

Total roof area	3181 sqft
Total pitched area	2189 sqft
Total flat area	992 sqft
Total roof facets	8 facets
Predominant pitch	4/12
Total eaves	224ft 10in
Total valleys	21ft 10in
Total hips	114ft 1in
Total ridges	75ft 9in
Total rakes	52ft 7in
Total wall flashing	91ft 11in
Total step flashing	16ft 5in
Total transitions	0ft 0in
Total parapet wall	0ft 0in
Total unspecified	65ft 5in
Hips + ridges	189ft 10in
Eaves + rakes	277ft 4in

Pitch	1/12	4/12
Area (sqft)	992	2,190
Squares	10.0	21.9

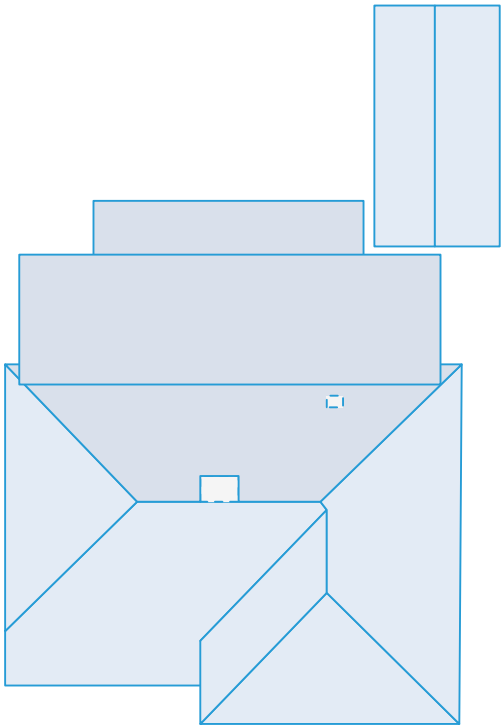
Recommended

Waste %	0%	8%	10%	12%	15%	17%	20%
Area (sqft)	3,181	3,436	3,500	3,563	3,659	3,722	3,818
Squares	31.9	34.4	35.0	35.7	36.6	37.3	38.2

Recommended waste is based on an asphalt shingle roof with a closed valley system (if applicable). Several other factors are involved in determining which waste percentage to use, including the complexity of the roof and individual roof application style. You will also need to calculate the post-waste quantity of other materials needed (hip and ridge caps, starter shingle, etc.).
This report was prepared by Roofr. Copyright © 2025 Roofr.com | All rights reserved.

Report summary

836 East 5th Avenue, Mesa, AZ 85204



Measurements

Total roof area	3614 sqft
Total pitched area	2623 sqft
Total flat area	992 sqft
Total roof facets	10 facets
Predominant pitch	4/12
Total eaves	281ft 0in
Total valleys	21ft 10in
Total hips	114ft 1in
Total ridges	103ft 10in
Total rakes	83ft 5in
Total wall flashing	91ft 11in
Total step flashing	16ft 5in
Total transitions	0ft 0in
Total parapet wall	0ft 0in
Total unspecified	65ft 5in
Hips + ridges	218ft 0in
Eaves + rakes	364ft 5in

Pitch	1/12	4/12
Area (sqft)	992	2,623
Squares	10.0	26.3

Recommended

Waste %	0%	9%	10%	12%	15%	17%	20%
Area (sqft)	3,615	3,940	3,976	4,048	4,157	4,229	4,338
Squares	36.2	39.4	39.8	40.5	41.6	42.3	43.4

Recommended waste is based on an asphalt shingle roof with a closed valley system (if applicable). Several other factors are involved in determining which waste percentage to use, including the complexity of the roof and individual roof application style. You will also need to calculate the post-waste quantity of other materials needed (hip and ridge caps, starter shingle, etc.).
This report was prepared by Roofr. Copyright © 2025 Roofr.com | All rights reserved.

Material calculations

836 East 5th Avenue, Mesa, AZ 85204

Product	Unit	Waste (0%)	Waste (9%)	Waste (10%)	Waste (15%)
Shingle (total sqft)		2,623 sqft	2,859 sqft	2,885 sqft	3,017 sqft
IKO - Cambridge	bundle	79	86	87	91
CertainTeed - Landmark	bundle	80	88	88	92
GAF - Timberline	bundle	80	88	88	92
Owens Corning - Duration	bundle	80	88	88	92
Atlas - Pristine	bundle	80	87	88	92
Starter (eaves + rakes)		365 ft	398 ft	401 ft	420 ft
IKO - Leading Edge Plus	bundle	4	4	4	4
CertainTeed - SwiftStart	bundle	4	4	4	4
GAF - Pro-Start	bundle	4	4	4	4
Owens Corning - Starter Strip	bundle	4	4	4	4
Atlas - Pro-Cut	bundle	3	3	3	3
Ice and Water (eaves + valleys + flashings)		412 ft	449 ft	453 ft	473 ft
IKO - StormShield	roll	7	7	7	8
CertainTeed - WinterGuard	roll	7	7	7	8
GAF - WeatherWatch	roll	7	7	7	8
Owens Corning - WeatherLock	roll	6	6	7	7
Atlas - Weathermaster	roll	7	7	7	8
Synthetic (total sqft; no laps)		2,623 sqft	2,859 sqft	2,885 sqft	3,017 sqft
IKO - Stormtite	roll	3	3	3	4
CertainTeed - RoofRunner	roll	3	3	3	4
GAF - Deck-Armor	roll	3	3	3	4
Owens Corning - RhinoRoof	roll	3	3	3	4
Atlas - Summit	roll	3	3	3	4
Capping (hips + ridges)		218 ft	238 ft	240 ft	251 ft
IKO - Hip and Ridge	bundle	6	7	7	7
CertainTeed - Shadow Ridge	bundle	8	8	8	9
GAF - Seal-A-Ridge	bundle	9	10	10	11
Owens Corning - DecoRidge	bundle	11	12	12	13
Atlas - Pro-Cut H&R	bundle	8	8	8	9
Other					
8' Valley (no laps)	sheet	3	3	4	4
10' Drip Edge (eaves + rakes; no laps)	sheet	37	40	41	42

These calculations are estimates and are not guaranteed. Always double check calculations before ordering materials. Estimates are based off of the total pitched area (i.e., flat area is excluded).