

Roof Report

Prepared by Roofr

9815 North 185th Drive, Waddell, AZ 85355

4034 sqft

9 facets


Predominant pitch 4/12



Vexcel Imaging US, Inc. © 2025

Diagram

9815 North 185th Drive, Waddell, AZ 85355



Area measurement report

9815 North 185th Drive, Waddell, AZ 85355

Total roof area: 4034 sqft

Pitched roof area: 4034 sqft

Flat roof area: 0 sqft

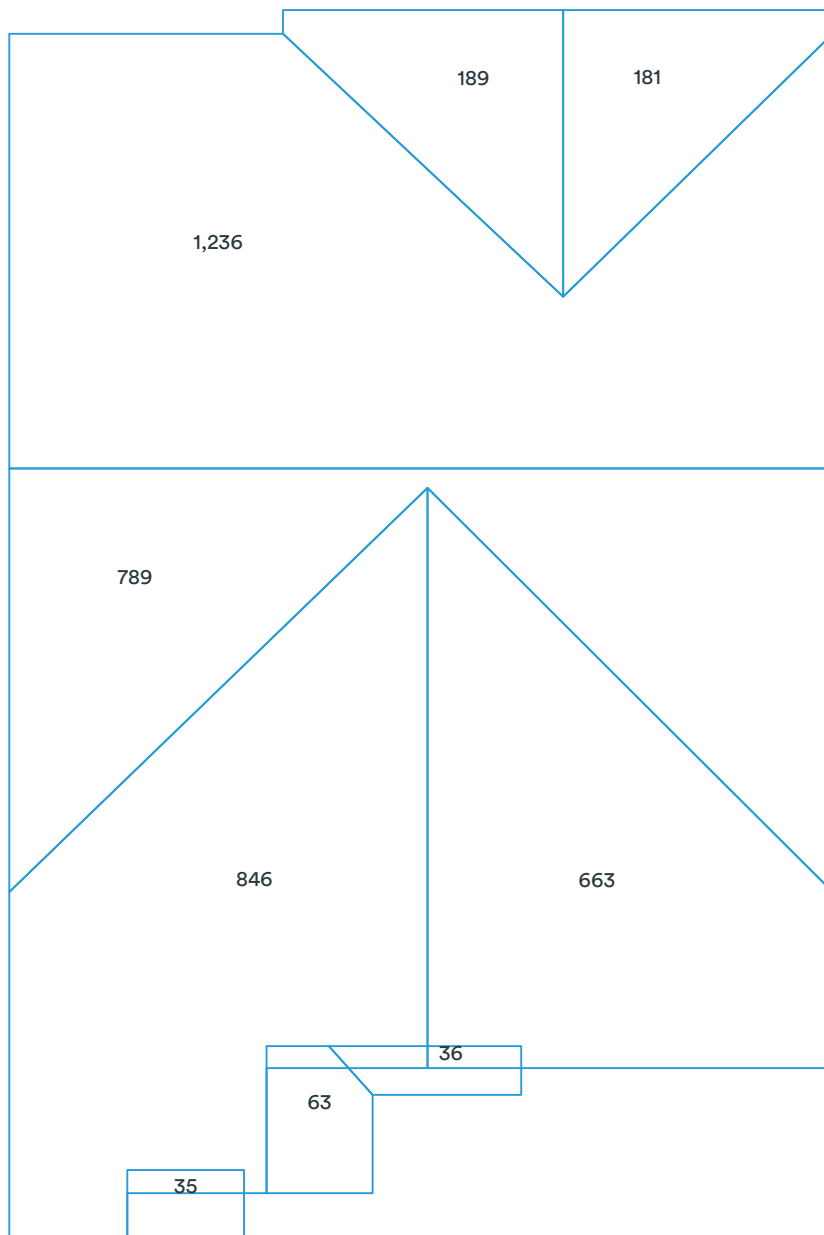
Two story area: 0 sqft

Two layer area: 0 sqft

Predominant pitch: 4/12

Predominant pitch area: 4034 sqft

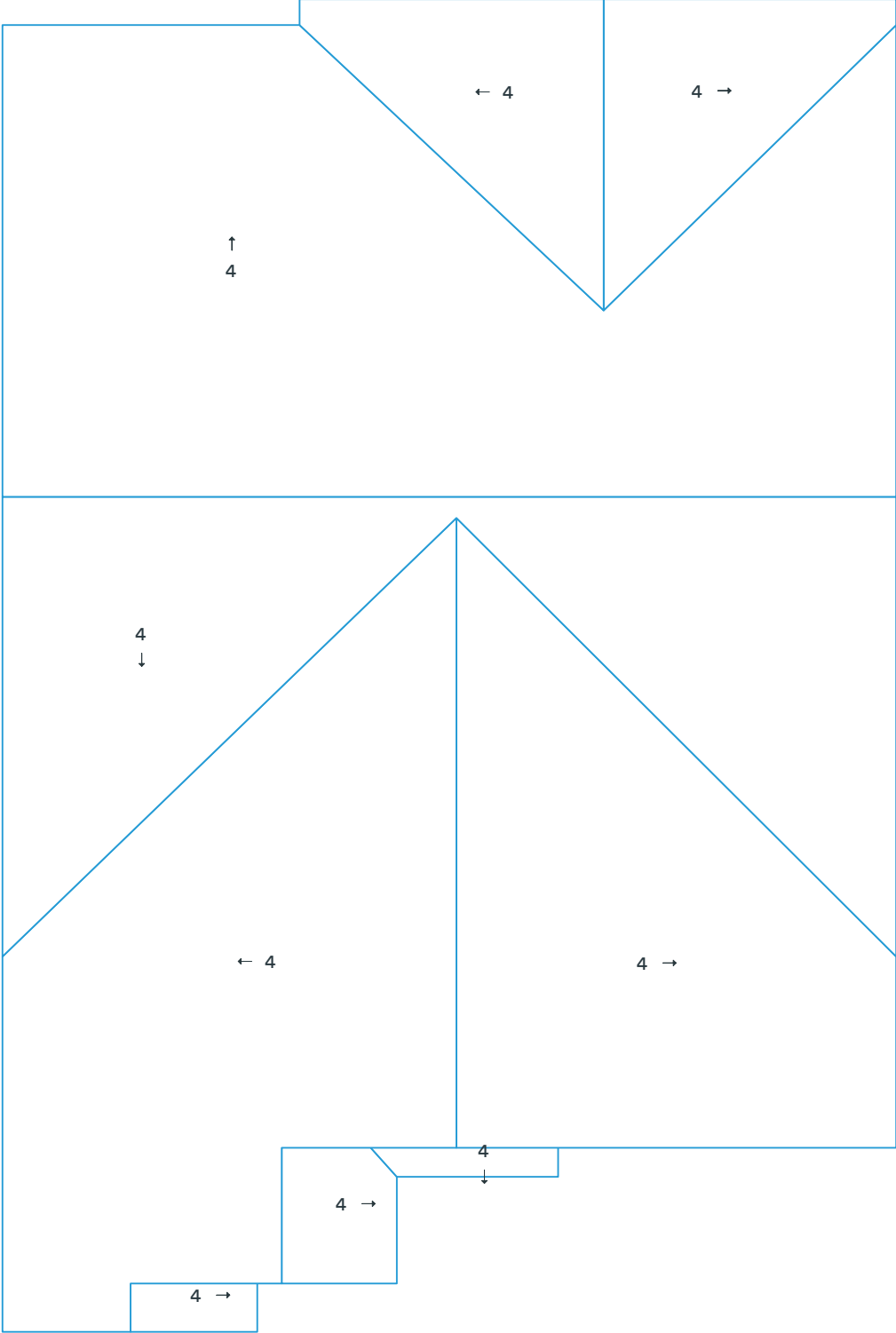
Unspecified pitch area: 0 sqft



Area measurements in diagram are rounded. The totals at the top of the page are the sums of the exact measurements, which are then rounded. Deleted facets (skylights, chimneys, etc.) are designated with a dashed line and are excluded from the calculations.

Pitch & direction measurement report

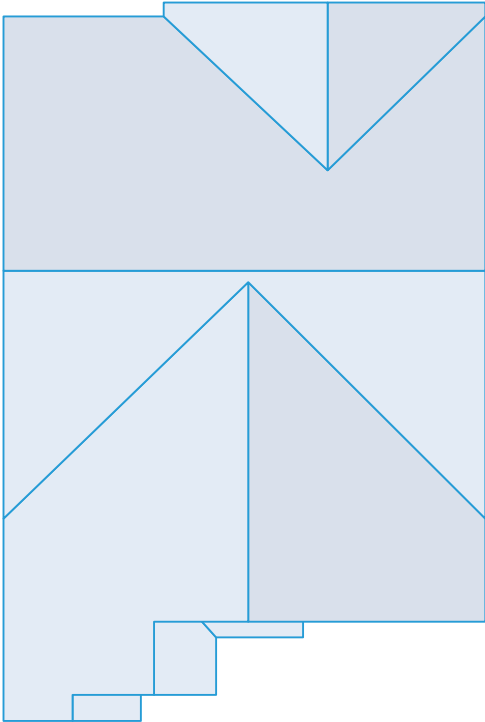
9815 North 185th Drive, Waddell, AZ 85355



Deleted facets are designated with a dashed line and do not have a pitch.

Report summary

9815 North 185th Drive, Waddell, AZ 85355



Measurements

Total roof area	4034 sqft
Total pitched area	4034 sqft
Total flat area	0 sqft
Total roof facets	9 facets
Predominant pitch	4/12
Total eaves	74ft 2in
Total valleys	130ft 5in
Total hips	0ft 0in
Total ridges	122ft 0in
Total rakes	226ft 11in
Total wall flashing	12ft 4in
Total step flashing	12ft 1in
Total transitions	0ft 0in
Total parapet wall	0ft 0in
Total unspecified	10ft 10in
Hips + ridges	122ft 0in
Eaves + rakes	301ft 0in

Pitch 4/12

Area (sqft)	4,034
Squares	40.4

Recommended

Waste %	0%	10%	12%	15%	17%	20%	22%
Area (sqft)	4,034	4,438	4,518	4,639	4,720	4,841	4,922
Squares	40.4	44.4	45.2	46.4	47.2	48.5	49.3

Recommended waste is based on an asphalt shingle roof with a closed valley system (if applicable). Several other factors are involved in determining which waste percentage to use, including the complexity of the roof and individual roof application style. You will also need to calculate the post-waste quantity of other materials needed (hip and ridge caps, starter shingle, etc.).
 This report was prepared by Roofr. Copyright © 2025 Roofr.com | All rights reserved.

Material calculations

9815 North 185th Drive, Waddell, AZ 85355

Product	Unit	Waste (0%)	Waste (10%)	Waste (12%)	Waste (15%)
Shingle (total sqft)		4,034 sqft	4,438 sqft	4,518 sqft	4,639 sqft
IKO - Cambridge	bundle	122	134	136	140
CertainTeed - Landmark	bundle	123	136	138	142
GAF - Timberline	bundle	123	136	138	142
Owens Corning - Duration	bundle	123	136	138	142
Atlas - Pristine	bundle	123	135	137	141
Starter (eaves + rakes)		302 ft	332 ft	338 ft	347 ft
IKO - Leading Edge Plus	bundle	3	3	3	3
CertainTeed - SwiftStart	bundle	3	3	3	3
GAF - Pro-Start	bundle	3	3	3	3
Owens Corning - Starter Strip	bundle	3	4	4	4
Atlas - Pro-Cut	bundle	3	3	3	3
Ice and Water (eaves + valleys + flashings)		229 ft	252 ft	257 ft	264 ft
IKO - StormShield	roll	4	4	4	5
CertainTeed - WinterGuard	roll	4	4	4	5
GAF - WeatherWatch	roll	4	4	4	4
Owens Corning - WeatherLock	roll	4	4	4	4
Atlas - Weathermaster	roll	4	4	4	5
Synthetic (total sqft; no laps)		4,034 sqft	4,438 sqft	4,518 sqft	4,639 sqft
IKO - Stormtite	roll	5	5	5	5
CertainTeed - RoofRunner	roll	5	5	5	5
GAF - Deck-Armor	roll	5	5	5	5
Owens Corning - RhinoRoof	roll	5	5	5	5
Atlas - Summit	roll	5	5	5	5
Capping (hips + ridges)		123 ft	135 ft	137 ft	141 ft
IKO - Hip and Ridge	bundle	4	4	4	4
CertainTeed - Shadow Ridge	bundle	5	5	5	5
GAF - Seal-A-Ridge	bundle	5	6	6	6
Owens Corning - DecoRidge	bundle	7	7	7	8
Atlas - Pro-Cut H&R	bundle	4	5	5	5
Other					
8' Valley (no laps)	sheet	17	18	19	19
10' Drip Edge (eaves + rakes; no laps)	sheet	31	34	34	35

These calculations are estimates and are not guaranteed. Always double check calculations before ordering materials. Estimates are based off of the total pitched area (i.e., flat area is excluded).